



TS4-A-2F

Module-level PV Rapid Shutdown for two modules

The TS4-A-2F (Fire Safety) is the advanced add-on rapid shutdown solution that brings smart module functionality to standard PV modules for higher reliability. Ensure safety by upgrading existing PV systems or by adding safety features to new installations.

The TS4-A-2F complies with NEC 2017 & 2020 690.12 Rapid Shutdown specifications when installed with the Tigo RSS Transmitter or an inverter with built-in Tigo certified transmitter.

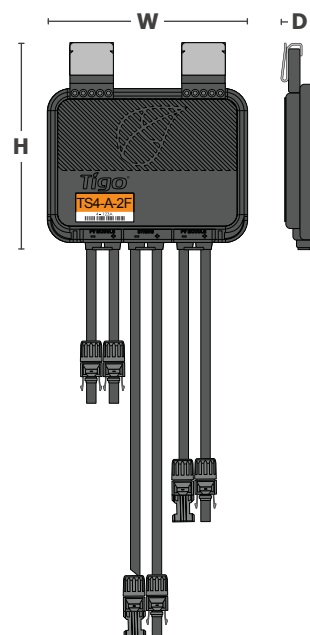
Features

- High input current rating**
 Now rated for 20A Imp/ 25A Isc to better accommodate bifacial and high current modules
- Simple, Fast Installation**
 Snap to standard PV module frame or remove clips for rack mounting
- PLC Signaling**
 Rapid shutdown signaling over PV conductors
- Automatic Shutdown**
 PV array enters rapid shutdown in the event of AC grid loss
- PVRSS Certified**
 Tested and UL certified with hundreds of top inverter models

Quick Specs

TS4-A-2F	
Dimensions (W x H x D)	138.4 x 139.7 x 22.9mm (5.4 x 5.5 x 0.9in)
Weight	590g (1.3lbs)
Max Current (Imp/Isc)*	15A 20A/25A
Max Wattage	1000W 1400W

*Use local codes/requirements to calculate maximum current.



Standard
Warranty



NEC Rapid Shutdown
Compliant

Electrical Data	15A	25A
Maximum input voltage (per input)		80V
Operating voltage range ¹		16 - 80V
Maximum input current (Isc)	N/A	25A per input
Maximum input current (Imp)	15A per input	20A per input
Maximum wattage (total)	1000W (500W per input)	1400W (700W per input)

¹Maximum output voltage of the TS4 is dependent on the PV module voltage. Refer to PV modules nameplate.

Connections

Module Conductor lengths ²	0.12/1.2/1.3m, options available ²
String Conductor lengths	2.2/2.4m, options available ²
Connectors ²	MC4, EVO2, options available ²

²Contact sales for additional connector and conductor length options. MOQ may apply.

General Data

Operating temperature range	-30°C to +80°C (-22°F to +176°F)
Storage temperature range	-40°C to +85°C (-40°F to +185°F)
Recommended fuse rating	30A
Outdoor rating	IP68
Maximum altitude	3000m
Efficiency	99.9%
Communication	PLC
Rapid Shutdown UL Listed (NEC 2017 & 2020 690.12)	Yes
Rapid Shutdown Time Limit	30 secs or less ³
Conductor AWG Range	10-12 AWG
PVRSE Controlled Conductors	≤30 Vdc, ≤240VA, ≤8A ³

³Limits are based on NEC 690.12 rapid shutdown requirements.

Warranty

25 years

Certifications

UL1741, PVRSS, CSA22.2, IEC 62109

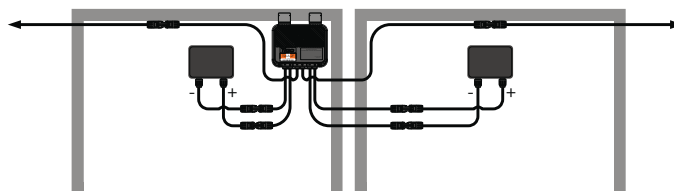


UL LISTED E467960 Photovoltaic Rapid Shutdown System Equipment, QIUV

PVRSS certified inverters

For a list of all PVRSS certified inverters, please see: www.tigoenergy.com/ul-pvrss

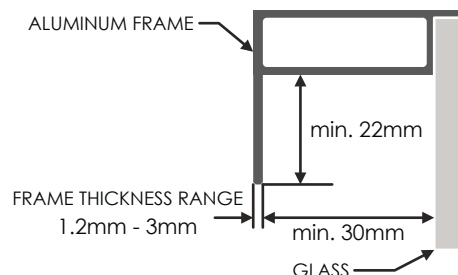
Installation example



Installation example: Serial connection of two PV modules to a TS4-A-2F

Module mounting requirements

Module frame specifications for mounting TS4-A



Ordering Information

		UL/IEC	IEC
484-00252-22	TS4-A-2F, 15A, 1000W, 1500V UL/ 1000V IEC, 2.2m Cable, MC4	•	
484-00252-24	TS4-A-2F, 15A, 1000W, 1500V UL/ 1000V IEC, 1.2/1.3/2.4m Cable, MC4	•	
484-00261-22	TS4-A-2F, 15A, 1000W, 1500V UL / IEC, 2.2m Cable, EVO2	•	
484-00261-24	TS4-A-2F, 15A, 1000W, 1500V UL / IEC, 1.2/1.3/2.4m Cable, EVO2	•	
485-00252-22	TS4-A-2F, 25A, 1400W, 1500V UL / 1000V IEC, 0.12/0.2/2.2M Cable, MC4	•	
485-00252-24	TS4-A-2F, 25A, 1400W, 1500V UL / 1000V IEC, 1.2/1.3/2.4m Cable, MC4	•	
485-00261-22	TS4-A-2F, 25A, 1400W, 1500V UL / IEC, 0.12/0.2/2.2m Cable, EVO2	•	
485-00261-24	TS4-A-2F, 25A, 1400W, 1500V UL / IEC, 1.2/1.3/2.4m Cable, EVO2	•	
487-00252-22	TS4-A-2F, 25A, 1400W, 1500V IEC, 0.12/0.2/2.2m Cable, MC4		•
487-00252-24	TS4-A-2F, 25A, 1400W, 1000V IEC, 1.2/1.3/2.4m Cable, MC4		•
487-00261-22	TS4-A-2F, 25A, 1400W, 1500V IEC, 0.12/0.2/2.2M Cable, EVO2		•
487-00261-24	TS4-A-2F, 25A, 1400W, 1500V IEC, 1.2/1.3/2.4m Cable, EVO2		•

Additional resources



Tigo TS4-A-2F



Tigo RSS



Support



Community

Tigo®

tigoenergy.com

PN: 002-00092-00 | Rev. 2.1 2022.11.3