

JW-HD108N-R2

n-type Bifacial Dual-Glass **Transparent Black** Module

J-TOPCon Technology

500-525W

525W

Maximum Power Output

23.6%

Maximum Module Efficiency

0~+3%

Power Output Tolerance



Aesthetic Design

Framed in pure black with ultra-thin busbars for seamless visual integration.



Zero LID (Light-Induced Degradation)

n-type cells are naturally LID-free, ensuring stable power output.



Optimized Temperature Coefficient

Lower operating temperature and optimized temperature coefficient (-0.28%/°C) brings more power generation.



Better Low-light Performance

Higher power output even under low-light conditions such as cloudy or foggy days.



Ultra-High Reliability

J-TOPCon New technology, greater resistance to hot-spot.



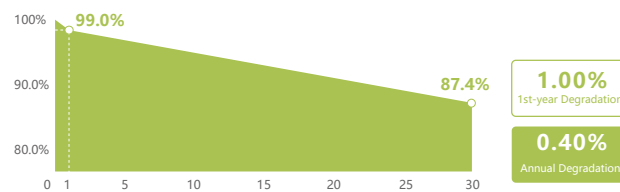
Wider Application Scenarios

Bifacial and dual-glass design enables broader applications like BIPV, vertical installation, snow/sand/high-humidity regions.



IEC 61215(2021)/IEC 61730(2023)/IEC 61701/IEC 62716
 ISO 9001:2015: Quality Management System
 ISO 14001:2015: Environment Management System
 ISO 45001:2018: Occupational health and safety
 IEC 62941:2019: Quality system for PV module manufacturing

Linear Performance Warranty



25 Years Product Material & Workmanship / 30 Years Linear Performance Warranty

Version 2025.07 ©Jolywood (Taizhou) Solar Technology Co., Ltd. All rights reserved.

Add: No.6 Kaiyang Rd., Jiangyan Economic Development Zone, Taizhou, Jiangsu Province, China, 225500

TEL: +86 523 80612799

Email: info@jolywood.cn

www.jolywood.com



@Jolywood Solar

JW-HD108N Series | n-type Bifacial Dual-Glass Transparent Black Module

Electrical Properties STC*						
Testing Condition	Front Side	Front Side	Front Side	Front Side	Front Side	Front Side
Peak Power (Pmax) (W)	500	505	510	515	520	525
MPP Voltage (Vmp) (V)	33.50	33.68	33.86	34.04	34.22	34.40
MPP Current (Imp) (A)	14.92	14.99	15.06	15.13	15.19	15.26
Open Circuit Voltage (Voc) (V)	39.03	39.23	39.43	39.63	39.83	40.03
Short Circuit Current (Isc) (A)	15.78	15.84	15.90	15.96	16.02	16.08
Module Efficiency (%)	22.5	22.7	22.9	23.2	23.4	23.6

*STC: Irradiance 1000 W/m², Cell Temperature 25°C, AM1.5
The data above is for reference only and the actual data is in accordance with the practical testing Power Measurement Tolerance ±3%

Electrical Properties NMOT*						
Testing Condition	Front Side	Front Side	Front Side	Front Side	Front Side	Front Side
Peak Power (Pmax) (W)	375	378	382	386	389	393
MPP Voltage (Vmp) (V)	32.08	32.25	32.42	32.60	32.77	32.94
MPP Current (Imp) (A)	11.67	11.73	11.78	11.83	11.89	11.94
Open Circuit Voltage (Voc) (V)	37.37	37.56	37.75	37.94	38.13	38.33
Short Circuit Current (Isc) (A)	12.75	12.80	12.84	12.89	12.94	12.99

*NMOT: Irradiance 800 W/m², Ambient Temperature 20°C, Wind Speed 1 m/s

Electrical Properties Under Different Rear Gain JW-HD108N-R2-510					
Power Gain (%)	Peak Power (Pmax) (W)	MPP Voltage (Vmp) (V)	MPP Current (Imp) (A)	Open Circuit Voltage (Voc) (V)	Short Circuit Current (Isc) (A)
10	561	33.86	16.57	39.43	17.49
15	587	33.86	17.32	39.43	18.29
20	612	33.96	18.02	39.53	19.04
25	638	33.96	18.77	39.53	19.83
30	663	33.96	19.52	39.53	20.62

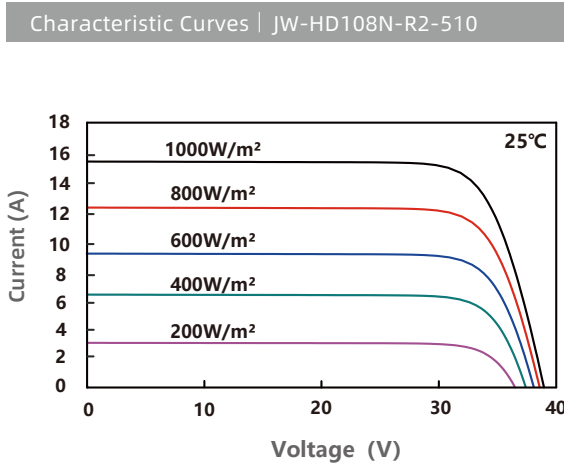
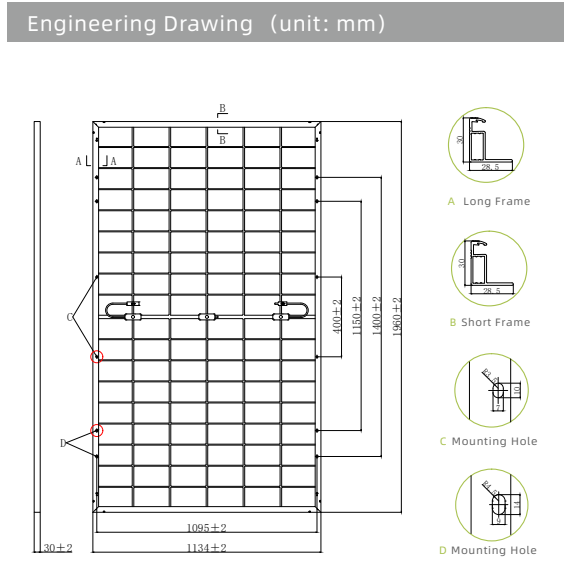
Operating Properties	
Operating Temperature (°C)	-40°C~+85°C
Maximum System Voltage (V)	1500V DC (IEC)
Maximum Series Fuse Rating (A)	35A
Bifaciality*	80%
Static Load	Front side 5400Pa, Rear side 2400Pa

*Bifaciality = Pmaxrear (STC) / Pmaxfront (STC), Bifaciality tolerance: ±5%

Temperature Coefficient	
Temperature Coefficient of Pmax	-0.280%/°C
Temperature Coefficient of Voc	-0.250%/°C
Temperature Coefficient of Isc	+0.045%/°C
Nominal Operating Cell Temperature	45±2°C

Mechanical Properties	
Number of Cells	108pcs
Module Dimension	1960mm*1134mm*30mm
Weight	27.3kg
Front / Rear Glass	2.0mm/2.0mm Heat-strengthened glass
Frame	Anodized Aluminium Alloy
Junction Box	IP68 (3 diodes)
Length of Cable	4.0mm ² , +1300mm/-1300mm (Cable length can be customized)
Packaging Configuration	37pcs/Pallet, 888pcs/40'HQ

*The specification and key features described in this datasheet may deviate slightly and aren't guaranteed. Due to ongoing innovation, R&D enhancement, Jolywood (Taizhou) Solar Technology Co., Ltd. reserves the right to make any adjustment to the information described herein at any time without notice. Please always obtain the most recent version of the datasheet which shall be duly incorporated into the binding contract made by the parties governing all transactions related to the purchase and sale of the products described herein.



I-V Characteristics At Different Irradiations

